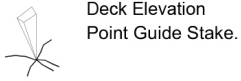
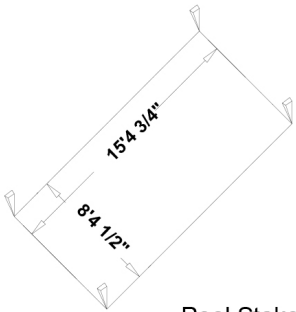


River Pool™ Dimensions - 15x8 Partial Inground



Deck Elevation Point Guide Stake.

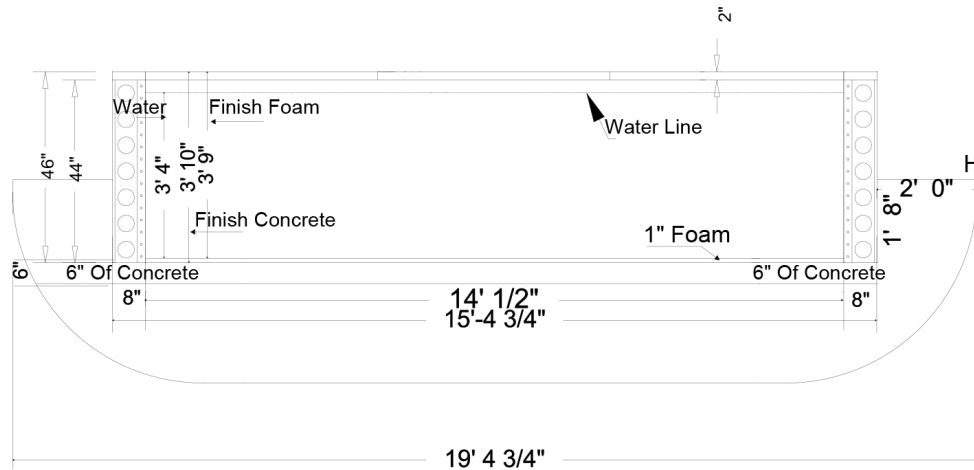
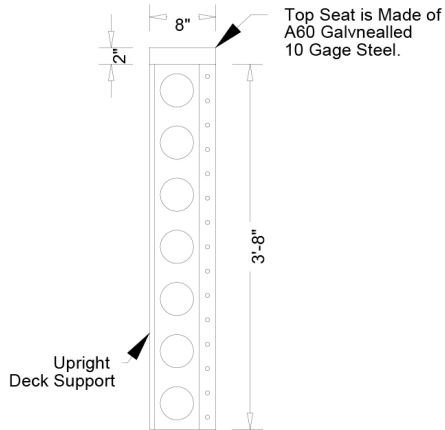
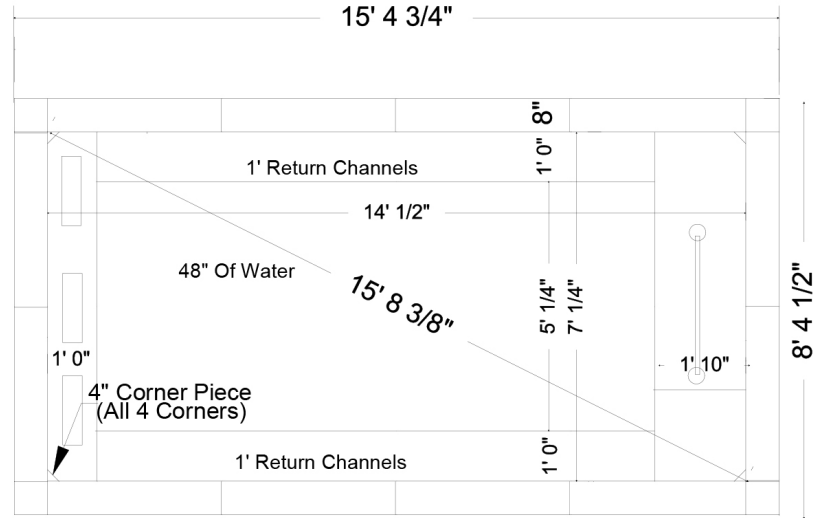


Pool Stake Out
8' 4 1/2" x 19' 4 3/4"

- A. Allow 24" extra Outside Actual pool dimensions for work space Access is needed for Lights - Jets - Hose Connections
- B. Select pool deck elevation for excavator to follow. All depth dimensions are based on this point.

PANELS REQ'D
12 - 3'-6" Straight

UPRIGHT DECK SUPPORT REQ'D
16



Date:	08-21-08	Sentry Pool Inc	Vinyl Liner Steel
Surface Area:	99 SQ. FT.		Rectangle/Above Ground
Perimeter:	42'-1 1/2"	Drawn For:	7'-1/4" x 14'-1/2" x 44" Panel
Volume:	2,690 Gallons (Approx.)	Sentry	NSPI TYPE 0
# SP-714.partial inground			

PDF

