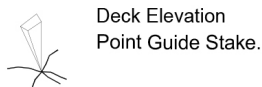
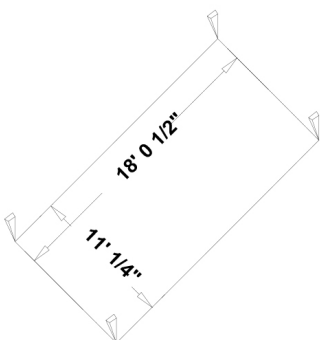


# River Pool™ Dimensions - 18x11 - Walkway



Deck Elevation Point Guide Stake.

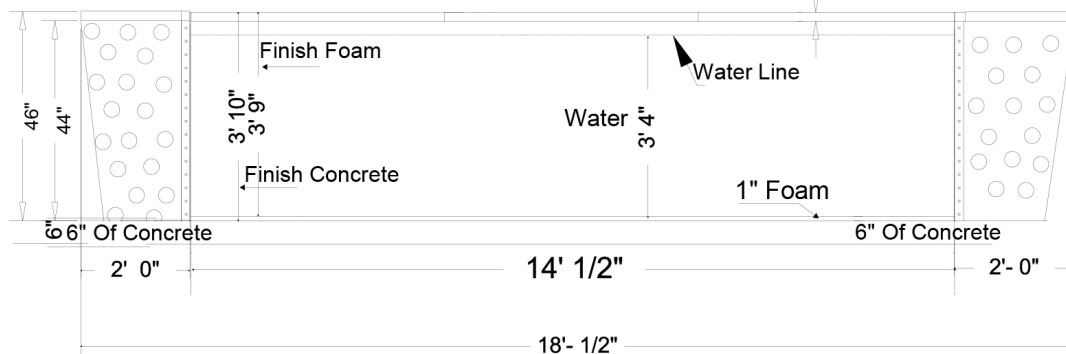
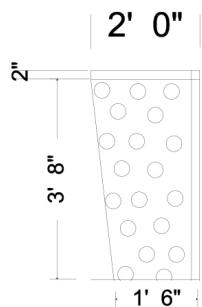
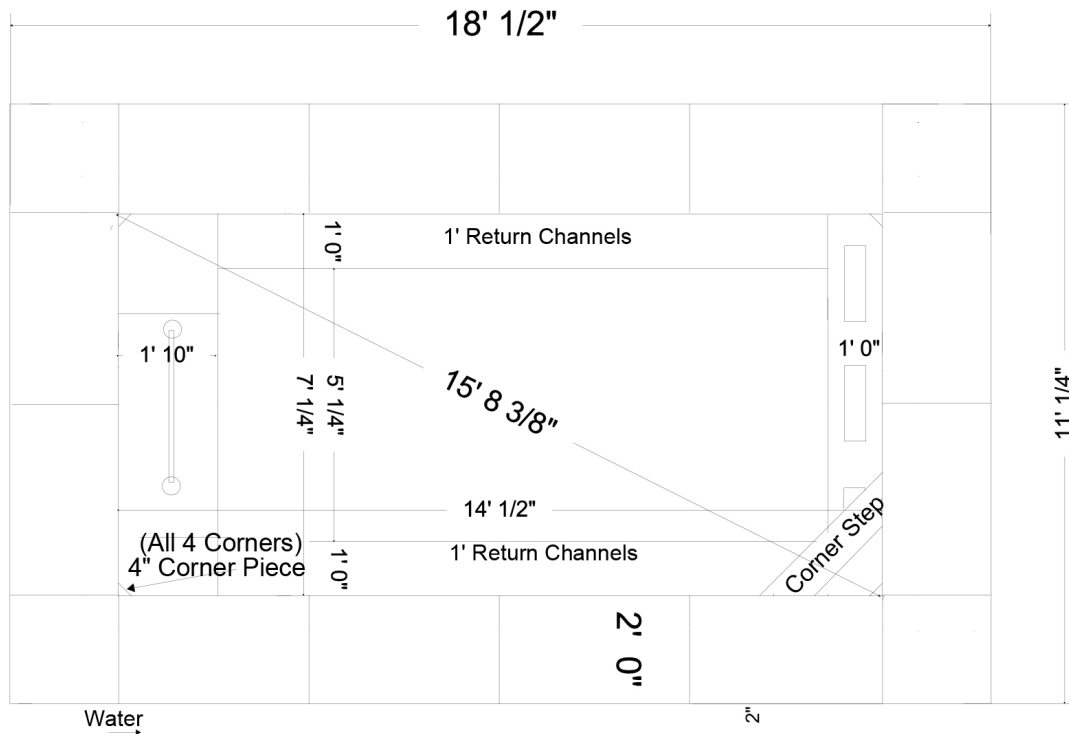


Pool Stake Out  
11' 1/4" x 18' 0 1/2"  
Concrete Pad Stake Out  
12' 1/4" x 19' 0 1/2"

- A. Allow 24" extra Outside Actual pool dimensions for work space Access is needed for Lights - Jets - Hose Connections
- B. Select pool deck elevation for excavator to follow. All depth dimensions are based on this point.

PANELS REQ'D  
12 - 3'-6" Straight

UPRIGHT DECK SUPPORT REQ'D  
16



Date: 06-30-2008	Sentry Pool Inc	Vinyl Liner Steel
Surface Area: 99 SQ. FT.	Drawn For:	Rectangle/Above Ground
Perimeter: 42'-1 1/2"	Sentry	7'-1/4" x 14'-1/2" x 44" Panel
Volume: 2,690 Gallons (Approx.)		NSPI TYPE 0
# SP-714.22L		

